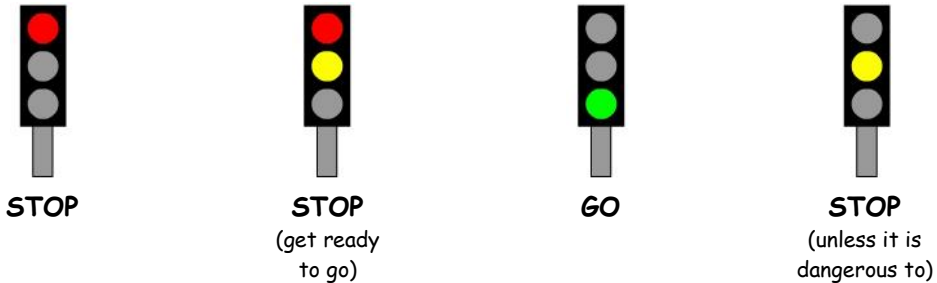


# Traffic lights

Traffic lights are designed to control the flow of traffic at busy junctions to make them safer. You should apply the normal MSPSL routine as you approach them. This is the traffic light sequence:



**Red:** When approaching a red light, save fuel by coming off the gas when you have enough momentum to make it to the stop line. Be careful to stop at the line because if you stop past it you may not be able to see the lights, although there may be a supplementary set on the other side of the junction.

**Red and amber:** Get ready at the biting point.

**Green:** Check your mirrors, release the handbrake and go. If you are turning right, move forward to the point of turn and be prepared to give way to oncoming traffic.

**Amber:** Stop because the lights are about to go red. However, you may continue if you have already passed the stop line or are so close to it that to stop suddenly may cause an accident behind you.

Pass your test with:

**Wycombe Driving School**

**01494 718888**

[www.wycombedrivingschool.co.uk](http://www.wycombedrivingschool.co.uk)



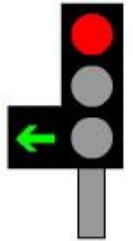
# Traffic lights continued...

## Green filter arrow with a red light:

At traffic lights where there are two lanes, a green filter arrow may allow vehicles in one lane to go while the other lane has to wait for the normal green light to show.

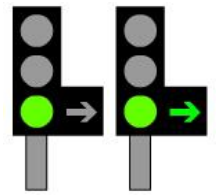
The filter arrow tells you two things:

- 1 You can go in the direction of the arrow
- 2 There should be no conflicting traffic



## Green filter arrow with a green light:

Sometimes a right filter arrow will come on after a normal green light. When the green light shows, vehicles turning right can move past the stop line but may have to wait at the point of turn for a gap in the oncoming traffic. When the filter arrow shows, opposing traffic will have a red light, which creates a gap for those still waiting to turn right.



## TRAFFIC LIGHT TIPS:

- \* Never trust traffic lights. Check for yourself that the road is clear.
- \* Try to predict what colour the lights will be when you get to them.
- \* Approaching a green light is dangerous because you will have to stop if it changes. Ask yourself: 'Is it past its sell-by date?' & 'What's behind me?'

## Yellow box junction: 'If you can't get out, don't go in'

This yellow criss-cross box is sometimes found at traffic lights. It reminds drivers not to queue across junctions.

You must not enter the box unless your exit is clear. If you are turning right you are allowed to wait in the box for a gap in oncoming traffic but only if your exit is clear.

